

STONE SAWS

Manual stone cutting machine AFR-C

Bridge saw with fixed bridge and manual head feed

Compact, essential and sturdy saw with fixed bridge and **manual head feed** for marble and granite slabs; the **bridge tilts** and the **water tank** with built-in recycling pump makes it the perfect for small and large stone fabricating shops. It is equipped with **1 or 2 side extension tables** to enlarge the working surface and facilitate the positioning of the slabs.



Features




HEAD FEED

Manual head feed, useful cut: 1500, 2000, 2500, 3000 mm.




BRIDGE TILT

Manual bridge tilt for cutting from 90 to 45 degrees.



CUTTING DEPTH ADJUSTMENT

Manual cutting depth adjustment.



WORKTABLE

Worktable made of galvanized steel rails.

Advantages

Fully equipped and manual bench saw with fixed bridge AFR-C for cutting stone slabs:

- Available with **several useful cutting versions**, according to customer requirements;
- Maximum cutting precision guaranteed by a **special beam design**;
- **Sturdy and compact structure** to work any kinds of slabs;
- **Manual head feed** by hand crank.

Technical details


	AFR-C	AFR-C HT
Useful cut	1500–2000-2500–3000–3300 mm	1500–2000-2500–3000–3300 mm
Diamond blade diameter	250-300-350 mm	400-450-500 mm
Blade bore size	25.4 mm	25.4 mm
Motor power	3kW = 4HP (3ph.)	4kW = 5.5HP (3ph.)
Motor rotation speed	2800 rpm a 50Hz – 3400 rpm a 60Hz	1400 rpm a 50Hz – 1700 rpm a 60Hz
Standard voltage/ frequency	400V-50/60Hz /230V-60Hz 3ph.	400V-50/60Hz /230V-60Hz 3ph.

Accessories



HT VERSION

Highest and robust increased version with blade guard for disc Ø 400-500mm and 3phase motor, 4kW (5,5HP)



LASER

Laser alignment device mounted on the head shows the blade's cutting line, battery feed 1,5V.



DEVICE FOR PARALLEL CUTS

Machine can be equipped with a special device that, controlling the movement of the side stop, facilitates the execution of parallel cuts. The side stop runs parallel to the cutting line by means of a special hand wheel.



ADJUSTABLE ANGLE SQUARE

Adjustable angle square for maximum cutting precision, length 600mm.



GALVANIZED WATER TANK

Galvanized and painted water tank, for the maximum rust resistance.



SIDE TABLES

Side tables with side stop for easy slab cutting.



SIDE TABLES WITH ROLLERS

Side extension table equipped with rollers to facilitate slab movement. Dimensions: 1000 x 458 mm

They chose our product

SUPERFLY S.R.O



"Thank you for good cooperation. I am very happy with the saw, has met my expectations for 100%. Once again thank you very much!"

Related products



Monoblock bridge saw GOLD



Monoblock bridge saw MBS TS



Monoblock bridge GLD TSB



Miter saw for 45 degree cutting
MSA



SINK machine for sink cut-outs



Motorized bench saw AFR-A

Achilli tailor made

Elit ea duis sunt do esse cillum dolore ipsum ut est eu quis ipsum. Consectetur enim deserunt elit in exercitation ipsum sunt veniam eu commodo cupidatat. Id nostrud esse eu eiusmod sunt ipsum ipsum in adipisicing adipisicing deserunt.

**TAILORED ACHILLI MACHINES
CONTACT US FOR DETAILS**

REQUEST CUSTOMIZATION

Always at your disposal. Contact us.

Do you need information about Achilli products? Contact us for technical or commercial information on floor grinders, bench saws and bridge saws.

 +39 0541 387066

 +39 0541 389058

 info@achilli.com

REQUEST INFORMATION

I nostri canali social

Elit ea duis sunt do esse cillum dolore ipsum ut est eu quis ipsum. Consectetur enim deserunt elit in exercitation ipsum sunt veniam eu commodo cupidatat. Id nostrud esse eu eiusmod sunt ipsum ipsum in adipisicing adipisicing deserunt

 Facebook

 LinkedIn

 Youtube